


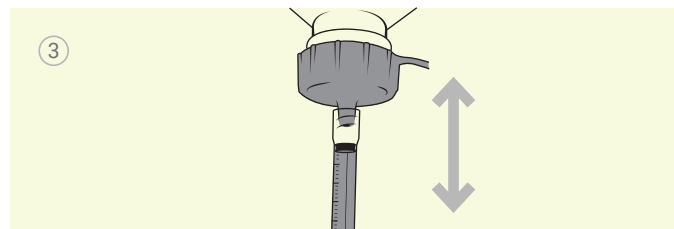
# Procedure for Inpatient Settings: Preparing and Administering Medications Using ENFit®

## MEDICATION PREPARATION: FILLING A SYRINGE USING A BOTTLE FILL CAP

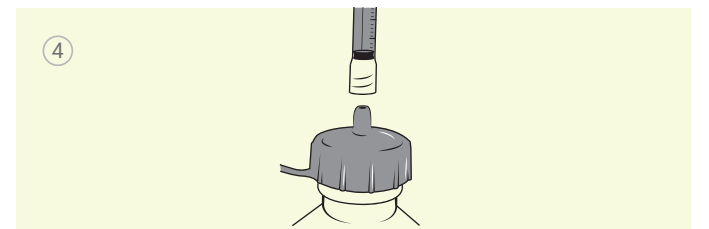
Step 1. Make sure that the medication bottle has an ENFit compatible fill cap.



Step 2. Attach syringe to the bottle adapter.



Step 3. Turn medication bottle upside down. Pull back desired dose after cycling syringe.



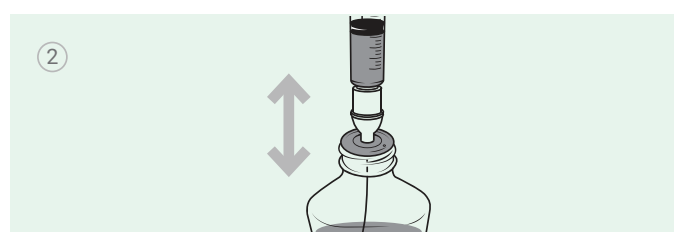
Step 4. Turn bottle right side up and remove syringe.

## FILLING THE SYRINGE WITH A MEDICATION STRAW

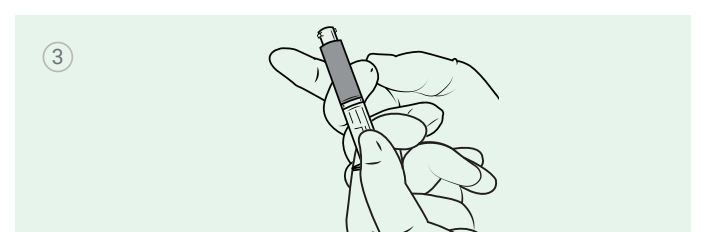
When an ENFit bottle cap will not fit the medication bottle or it is impossible to remove the current bottle adapter, fill the syringe using a medication straw.



Step 1. Connect the ENFit medication straw to syringe.



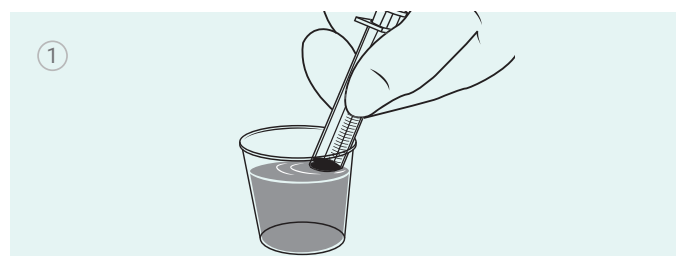
Step 2. Insert straw, cycle syringe to eliminate air bubbles. Draw up desired dose.



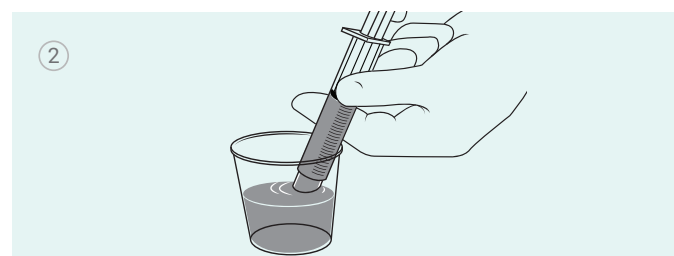
Step 3. Disconnect syringe from straw and gently tap/flick to remove excess fluid around moat.

## FILLING THE SYRINGE USING A MEDICATION CUP

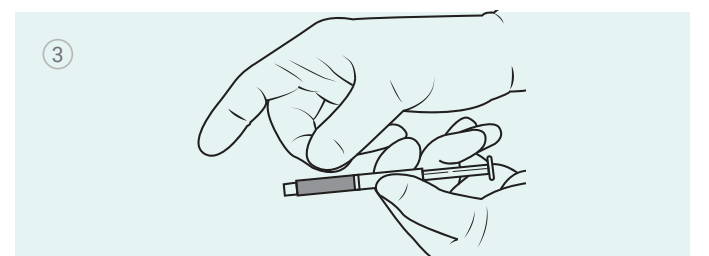
NOTE: Filling the syringe via a dose cup is not the preferred method for filling the syringe.



Step 1. Submerge tip of syringe into medication cup after priming syringe.

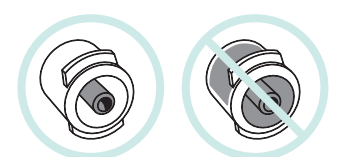


Step 2. Cycle syringe and then gently pull up on the plunger to fill syringe to desired dose.



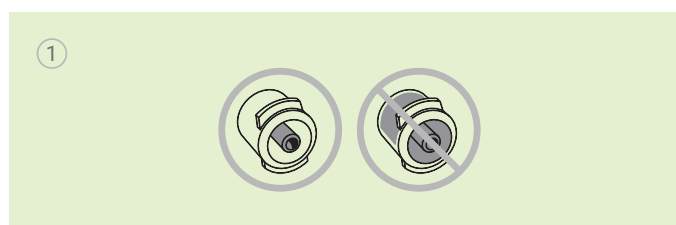
Step 3. Tap/flick syringe to remove air bubbles and any fluid around moat.

NOTE: Critical medications such as narcotics or cardiac medications that have a narrow therapeutic index MUST be free of medication in the moat of the low dose tip syringe.



## ADMINISTRATION FOR ALL FILLING METHODS

Note that ENFit labeled enteral access devices with feeding or medication ports are only compatible with ENFit medication syringes.



Step 1. When using an ENFit Low Dose Tip syringe, verify the moat is free of excess medication.



Step 2. Attach an ENFit syringe with flush solution to patient tube or extension set and administer flush. Detach syringe.



Step 3. Attach medication syringe to feeding tube port. Once secure, transfer medication into enteral access site. Repeat step 2.

### Oral Applications

When considering using an ENFit syringe for oral route medication administration, contact the syringe manufacturer for specific indications for use and instructions OR contact your organizational supply chain personnel.